

briot attitude3

Enhance Your Productivity with Smart edging





The Briot Attitude 3 : over deliver for your clients

The Briot Attitude 3 edging system raises the bar for what is possible in your in-house finishing workshop and offers a truly customized eyewear experience. The Attitude 3's incredible accuracy and speed makes it the perfect lens processing solution for any modern optical practice.

An ergonomic design that makes sense

With special attention paid to even the smallest of details, Briot Attitude 3 was designed to be ergonomic and easy to use. This sleek system was also designed to easily fit into compact spaces.

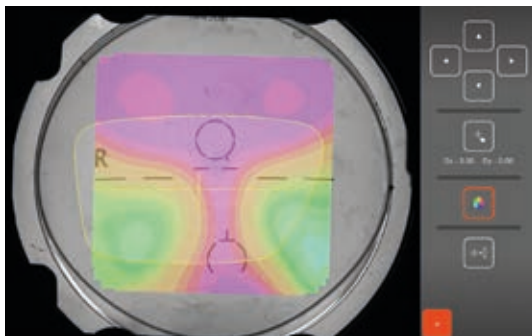
Intuitive Touch Screen

With user friendly touch screen technology and the ability to swipe screens between various functionalities, the Briot Attitude blocker offers the ultimate intuitive interface for everyone.

Fast & Easy Finishing Process

Briot Attitude 3 reduces processing time for job preparation including tracing, centering, and blocking. The risk of breakage is also greatly reduced through increased automation, including power measurement. The Briot Attitude 3 is one of the fastest finishing systems available today.

See the actual lens map and power channels

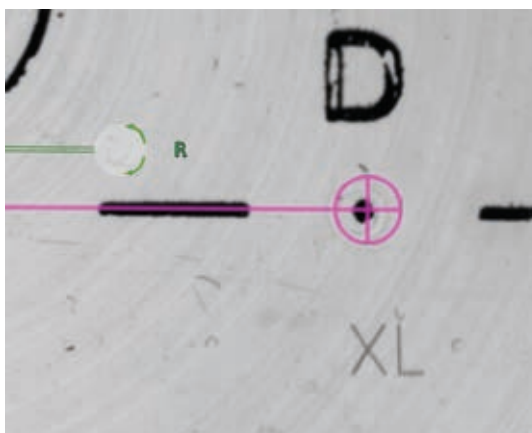


WAVEFRONT TECHNOLOGY

The Attitude blocker combines the best of both worlds with parallax free centering and wavefront technology. With Shack Hartmann technology, the actual lens design, layout, and power map are visible.

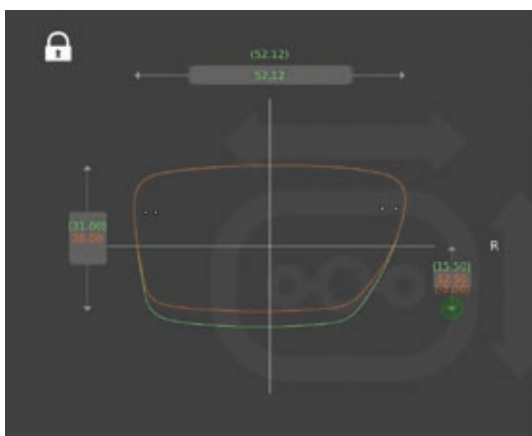
With this information, the best visual correction for the wearer can be taken into account during the centering and blocking process.

By selecting any area of the lens, the optical power and prism is displayed, taking away the mystery of even the most advanced digital custom lens designs.



LASER ENGRAVINGS

Using a high-definition camera, you can see the detailed laser engravings on progressive lenses. In cases where there is deviation between the print layout or lens engravings, the user can decide on the best centration.



INTELLIGENT SHAPE MODIFICATION

When performing modifications to the shape, Briot Attitude blocker shows the actual lens map in the background.


This allows the user to see where the power channels will be located within the new shape or size, and enhances the wearer's visual comfort and lens performance.

Ultimate Edging

Fast & Secure Process

SMART EDGING OR TORQUE MANAGEMENT SYSTEM (TMS)

Briot Attitude 3 intelligently adjusts its edging cycles to the thickness of the lens and material. New sensors and improved software maintain constant pressure on the lens, thus reducing edging time with no risk of misalignment, especially on hydrophobic lenses.



Even for Athletic Eyewear

TRUESCAN: TRUE HIGH CURVE TRACER

With truescan technology on the Attitude blocker, you can trace extreme wrap frames very easily. Tracing is geared for speed while the mechanics allow a very soft touch on frames to avoid any type of deformation.



HIGH CURVE FINISHING

This feature is customizable on any area of the lens and can be combined with any bevel curve, including the mini bevel.

This advantage allows for high quality results and facilitates the treatment of frames with thick nasal or temporal areas (up to 9 base curve).

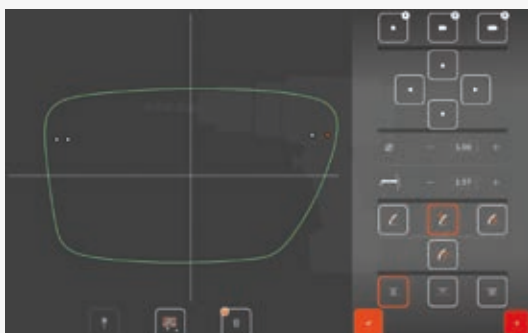


Simple as photocopy your shapes



GRAVITY BASED OPTICAL TRACING

By placing the lens face down, Briot developed a patented method for optical tracing using the gravity point of the lens. The Briot Attitude blocker is capable of capturing even the most complex shapes, including drill holes, with exceptional precision in just seconds. The reproduced shape comes out perfect even on lenses with higher base curves.



DRILL HOLE CUSTOMIZATION

Working with drill holes has never been easier. With the intuitive interface and intelligent software, hole placement is fast, easy, and precise.



DIGITAL LENS CLOCK

The Digital Lens Clock Feature measures the front base curve of the lens in a matter of seconds. Then this data are used to achieve a perfect finish.

Technical specifications



BVCert. 7307186

Briot Attitude 3 was designed by our engineers in Normandy, France, and assembled in our local workshops with the greatest care. Each component is crafted with rigorous quality-control protocols at each stage of the process. All parts are guaranteed for up to 2 years and backed by rapid intervention, ensuring you maximum uptime and a long lifecycle for your machine.

DIMENSIONS :

WIDTH	360 mm (14,2 in)
DEPTH	590 mm (23.2in)
HEIGHT	565 mm (22.2 in)
WEIGHT	29,5 kg (65 lbs)
VOLTAGE	100 V-240 V / 50 Hz-60Hz

Meets following directives
CEM 2004/108/CEE,
EN 55022 « Classe B »,
EN 61000 - 6 - 2,
EN 61000 - 6 - 3,
2006/95/CEE, EN 61010-1
Standards UL Version US 115V :
UL 61010-1; CAN/CSA-C22.2
N°61010-1

DIMENSIONS :

WIDTH	510 mm (20.1 in)
DEPTH	600 mm (23.6 in)
HEIGHT	600 mm (23.6 in)
WEIGHT	69 kg (151,8 lbs)
VOLTAGE	115V/230V 50hz/60hz

Meets following directives
2004/108/CEE; 2006/95/CEE;
2002/95/CEE; 2006/42/CEE;
EN 61000-6-3 (EN 55022 Class B);
EN 61000-6-2; IEC 61010-1.

ATTITUDE - Tracer / Blocker

Frame / Demo Lens Tracing

- Frame tracing, demo lenses, patterns and edged lenses.
- Special technology to measure wrap frames.
- TrueScan: recognition of the 4 frame dimensions, including the frame groove position, giving better fit of the lens into the frame.
- Tracing right eye and/or left eye: transfer of one side only or both eyes.
- Measurement of the frame PD and bridge.
- Shape displayed on screen (scale 1, 2).
- Maximum measurable diameter 70 mm.
- Gravitech 2.0 superior optical recognition system including accurate drill hole detection
- Digiform included: advanced shape modification with overlaid lens and map display
- Intuitive shape axis modification
- Extensive, alphanumeric Library including 5000 Jobs & 10000 Shapes (Patterns, Drilled Shapes, etc.) with advanced search functions.
- Automatic data transfer from the blocker to the edger.
- Create new shapes from existing ones using the useful drill import & export functions

Centering & Blocking

- Supported Decentration Types $\frac{1}{2}$ PD, $\Delta x - \Delta y$, boxing height or frame height.
- Decentering: 0.05 mm step.
- Automatic Detection of Single Vision, Bifocal and Progressive Lenses
- Power Measurement based on Wavefront Technology for Single Vision Lenses
- Mapping including Power Measurement Point-to-Point for Progressive and Single Vision Lenses
- Controlled blocking pressure.

Connections

- OMA communication through Serial or Ethernet

ATTITUDE 3 - Edger

Features

- Torque Management System (TMS) advanced edging cycle
- Plastic Version: Four 90 mm edging wheels: all plastics (CR 39, polycarbonate, Trivex, high index), bevel and rimless finishing, bevel and rimless polishing, tilted bevel wheel.
- Mineral Version: Four 90 mm edging wheels: all plastics and mineral, bevel and rimless finishing including TBS, rimless polishing, TBS wheel.
- Integrated drilling function: Countersunk holes, notches, blind or open oblong blind, or open oblong holes, special rectangular functions. Tilttable drilling angles depending on program from 0° to 30°.
- Tracing prior to roughing with accuracy of 50 Q. Feeling front and rear curvature and lens thickness.
- Visual preview of lens on request, before starting roughing cycle.
- Bevels width / height options: Normal, Mini-Bevel, Tilted Bevel, Mini-Tilted Bevel, Partial Bevel.
- 6 different bevels : front face, percentage, Truefit, δ (base curve), automatic, customized.
- Minimum edging diameters: rimless finish 17 mm, grooved finish 18.2 mm, bevel finish 18.6 mm, safety bevel finish 21 mm.
- Grooving Programs: front face, percentage, customized (manual), automatic with adjustable depth and width. Grooving angle adjusted automatically according to the curve and the height of the lens.
- Customized safety bevel (front face, rear face).
- Partial Processing (Bevel-Groove / Groove-Groove / Bevel-Flat / Flat-Groove)



INNOVATION TO UNLOCK YOUR POTENTIAL

VISIONIX INTERNATIONAL SAS

2 Rue Roger Bonnet, 27340 Pont-de-l'Arche - France
Tél. + 33 232 989 132 - Fax + 33 235 020 294
contact@visionix.com

www.visionix.com