

briot couture

Unique 3D
visualization and
intelligent edging



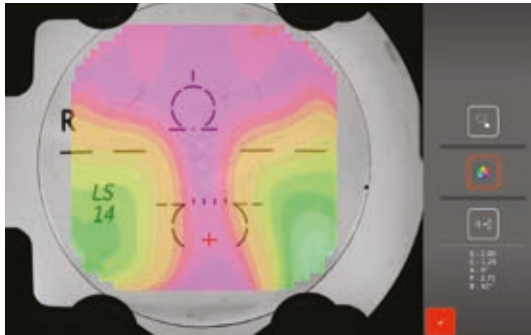


See your work before you start and achieve total precision

Briot Couture: a highly intuitive lens finishing system suitable for any optical store. Briot Couture includes the world's first virtual 3D lens rendering technology to simplify the finishing process for all opticians.

Using various frame and lens parameters along with Virtual 3D Lens Simulation, a user can display how a lens fits into a frame before beginning the edging process. This allows the optician to confirm fit before edging. The True Fit Bevel chooses the best bevel position and bevel depth/width to fit the lens into the chosen frame with the least amount of stress on the frame and lens. The 3D Visualization allows for a 3D view of the lens fitting within the frame to determine the best lens type for the chosen frame as well as to confirm possible stress points for the lens fitting. The Torque Management System optimizes the edging cycle time without the risk of lens slippage.

Style and precision for lenses and frames




IDEALLY CENTERED LENSES

WaveFront technology, developed by Visionix, lets you preview the actual design of the lens and thus accurately position it in relation to the final design and measurements of your customer. And with progressive lenses, the near-sighted zone can be perfectly positioned to the wearer's needs.



FULL 3D TRACING FOR ANY CURVED FRAME

Briot Couture offers the only tracer on the market able to create a 3D model of the entire frame, including thickness, shape and groove placement. Now you can offer the most creative designs to your customers with total precision.



FRAME INTACT

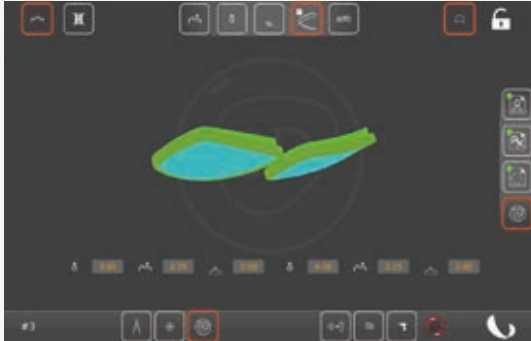
You no longer need to alter the frame to insert lenses. Briot Couture remembers the centering parameters of the frame, allowing you to achieve optimal visual comfort without compromise.



CHOOSE THE BASE CURVE BEFORE ORDERING

Traditionally, choosing the base curve before ordering can be complicated, because you don't know how the lens will fit with the frame. But with Briot Couture 3D visualization, it's now a whole lot easier. You and your customers can preview the predicted results together and decide appropriately - a unique possibility with first-fit precision.

Haute Couture Now at your fingertips



DELICATE FITS WITHOUT RETOUCHING

Leveraging its TrueFit technology, Briot Couture takes into account the curvature of the lens and frame while optimizing the bevel placement, ensuring the best balance of proper fit and quality aesthetic. The lenses move naturally into place without forcing or lengthy retouching. You can also work on delicate wood frames without risk of breakage.



FULL CONTROL OF EDGING, EVEN WITH DIFFICULT CURVES

With 3D pre-visualization, you'll see how the lens fits into the frame beforehand and benefit from a complete view of the final result. If needed, you can make precise changes without trial and error to obtain a perfect fit, especially in the curved parts of the frame. In the grinding section, Briot Couture offers a unique inclined bevel that enhances the finish.



AVOID SLIPPAGE WITH TORQUE MANAGEMENT SYSTEM

Briot Couture intelligently adjusts its edging cycles to the thickness of the lens and material. But now with significant innovation: new sensors and improved software maintain constant pressure on the lens, thus reducing grinding time with no risk of misalignment, especially on hydrophobic lenses.



FASTER WORKFLOW MEANS MORE TIME WITH CUSTOMERS

Briot Couture innovation lets you spend less time on the equipment and more time serving the people who are counting on you. That works out to about an hour of work saved per day. You and your customers can preview the predicted results together and decide appropriately - a unique possibility with first-fit precision.

A revolution in optical finishing

Briot Couture carefully analyzes the complete association between lens and frame, intelligently predicting the possible tension points of the lens insertion and delivering outstanding first-fit results. It also includes a special cycle for hydrophobic lenses to avoid axis deviation and misalignment.



Dual Screen: 3D visualization offers a unique patient experience*

Give end customers more control in building their ideal eyewear with Briot Couture. By utilizing a tablet in your sales area – which allows you to control your device remotely – patients can literally see how their frame and lens selections will look together. This lets you demonstrate how any lenses, including high index lenses, look with any frame while you explain the value of each type of lens. The power of Briot Couture lets patients balance aesthetics and vision quality so the end result is exactly what is expected.



*internet connection required

Technical specifications



BV Cert. 7307186

Briot Couture was designed by our engineers in Normandy, France, and assembled in our local workshops with the greatest care. Each component is crafted with rigorous quality-control protocols at each stage of work. All parts are guaranteed for up to 2 years and backed by a rapid repair guarantee, ensuring you maximum uptime and a long lifecycle for your machine.

	Briot Couture All Material	Briot Couture All Plastics
Virtual 3D Lens Simulation	•	•
TrueScan Tracing for High Base Frames	•	•
Free Shape Modification + Shape Correction/Repair	•	•
Wavefront Technology • Measurement of Lens Power (Single Vision , Progressive , Prismatic) • Display of PowerMap	•	•
Laser Engraving Visualization • Increase Centring Precision of Progressive / Single Vision Free Form	•	•
Automatic Centring & Blocking • Real automatic centring due to Wavefront Technology (no Lensmeter needed)	•	•
TMS advanced edging cycle	•	•
TrueFit bevel program	•	•
Bevel Types • Variable Mini Bevel: Adjustable Bevel Height • Standard V-Bevel (called also Hide-A-Bevel (US)) • Flat Bevel	•	•
Polishing	Polishing Flat Bevel	Polishing Flat and V-Bevel (incl. Mini Bevel)
Safety Bevel: variable for Front and Back individually	•	•
Best Fit Groove: positions the Groove in variable angle depending on the Base Curve	•	•
Angular Drilling: Drill Holes can be inclined between 0° and 30°	•	•
High Curve Bevel (Tilted Bevel): Strength of the Chamfering on the back side could be determined individually	•	•
High Curve Mini Bevel: the High Curve Bevel can be combined with the variable Mini Bevel (Perfect for Metal High Curve Frames > RayBan)	•	•
Partial High Curve Bevel Combine Standard Bevel with High Curve Bevel in 1 or 2 regions > perfect for Plastic Frame combined with Strong Minus Lens	•	•
Hybrid Edging Combine: • Bevel and Groove • Wide/Deep Groove and Narrow Groove • Flat and Groove...	•	•
Sd Design • Full Flexibility in Design (from Photo to Finish)	•	•
Internal Databases	5000 Jobs 10000 Shapes / Patterns	5000 Jobs 10000 Shapes / Patterns
Touch Screen Interface	•	•
Remote Updates	•	•

COUTURE TRACER/BLOCKER			
DIMENSIONS :	WIDTH	14.2"	(360mm)
	DEPTH	23.2"	(590mm)
	HEIGHT	22.3"	(565mm)
	WEIGHT	65LBS	(29.5 Kg)
	ELECTRICAL	115V/230V // 50HZ/60HZ	

COUTURE EDGER			
DIMENSIONS :	WIDTH	20.1"	(510mm)
	DEPTH	23.6"	(600mm)
	HEIGHT	23.6"	(600mm)
	WEIGHT	152LBS	(69 Kg)
	ELECTRICAL	115V/230V // 50HZ/60HZ	



INNOVATION TO UNLOCK YOUR POTENTIAL

VISIONIX INTERNATIONAL SAS

An der Pönt 62 - 40885 Ratingen - Deutschland
Tel. +49 (0) 2102-482770 - Fax +49 (0) 2102-48277 77
contact-de@visionix.com

www.visionix.com