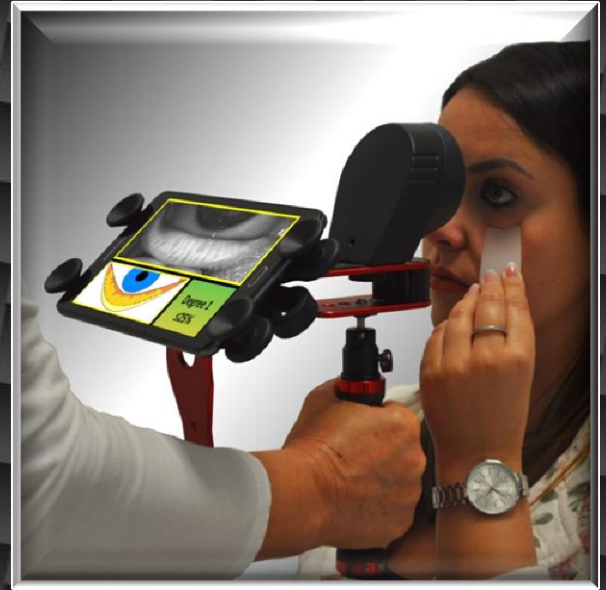


eye - light® line

THE SOLUTION FOR DRY EYE DISEASE... AND MORE

me - check®



DRY EYE AND MEIBOMIAN GLANDS SCREENING

**ME-CHECK® ALLOWS TO TAKE INFRARED PICTURES OF
MEIBOMIAN GLANDS**

**COMPARING THE ACQUIRED IMAGE WITH THE SCALE
DEVELOPED BY DR. HEIKO PULT, IT'S POSSIBLE TO
IDENTIFY THE SEVERITY OF THE PATHOLOGY IN A
WORLDWIDE ACCEPTED SCALE**



eye - light[®] line

THE SOLUTION FOR DRY EYE DISEASE... AND MORE

me - check[®]

PATENTED

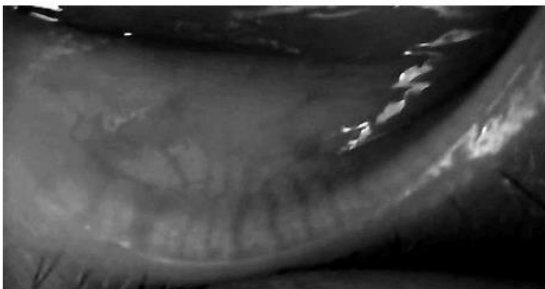
- OBJECTIVE AND AUTOMATED SCREENING
- QUICK (ABOUT 3 MINUTES) AND EASY TO USE
- USABLE ON THE SLIT LAMP AND HAND HELD
- MADE WITH ULTRALIGHT MATERIALS
- ERGONOMIC AND INNOVATIVE DESIGN
- DEDICATED HIGH RESOLUTION CAMERA
- LEDS FOR THE BEST LIGHTING OF EYELIDS
- MOBILE: BATTERY POWERED
- INTERFACED WITH 7" LAST GENERATION TABLET
- APP AND CLOUD-BASED PATIENT DATABASE



Screening Meibomian Glands

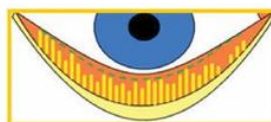
Compare acquired image with degree below based on Dr. Pult Meiboscale

Acquired Image **RIGHT EYE**



Meiboscale

Area of Loss



Degree 2
25% - 50%

ESPANSIONE GROUP

Blocco 27, Via Orefici 152 - Centergross - 40050 - Funo (BO) - Italy

Telephone +39 051 89 01 611 - info@espansione.it

www.eye-light.it